

इंटरनेट

मानक

Disclosure to Promote the Right To Information

Whereas the Parliament of India has set out to provide a practical regime of right to information for citizens to secure access to information under the control of public authorities, in order to promote transparency and accountability in the working of every public authority, and whereas the attached publication of the Bureau of Indian Standards is of particular interest to the public, particularly disadvantaged communities and those engaged in the pursuit of education and knowledge, the attached public safety standard is made available to promote the timely dissemination of this information in an accurate manner to the public.

“जानने का अधिकार, जीने का अधिकार”

Mazdoor Kisan Shakti Sangathan

“The Right to Information, The Right to Live”

“पुराने को छोड़ नये के तरफ”

Jawaharlal Nehru

“Step Out From the Old to the New”

IS 15401 (2003): Wall Coverings in Roll Form - Vocabulary and Symbols [CED 5: Flooring, Wall Finishing and Roofing]



“ज्ञान से एक नये भारत का निर्माण”

Satyanarayan Gangaram Pitroda

“Invent a New India Using Knowledge”



“ज्ञान एक ऐसा खजाना है जो कभी चुराया नहीं जा सकता है”

Bhartrhari—Nitiśatakam

“Knowledge is such a treasure which cannot be stolen”

BLANK PAGE



भारतीय मानक

रोल किये जा सकने वाले दीवार आवरण—शब्दावली व प्रतीक

Indian Standard

**WALL COVERINGS IN ROLL FORM—
VOCABULARY AND SYMBOLS**

ICS 01.040.91;91.180

© BIS 2003

BUREAU OF INDIAN STANDARDS
MANAK BHAVAN, 9 BAHADUR SHAH ZAFAR MARG
NEW DELHI 110002

FOREWORD

This Indian Standard was adopted by the Bureau of Indian Standards, after the draft finalized by the Flooring, Wall Finishing and Roofing Sectional Committee had been approved by the Civil Engineering Division Council.

Wall covering could made of paper vinyl, or plastic. This standard gives the general terminology and symbols used for indicating different characteristic and applicability of such roll form.

In the formulation of this standard considerable assistance has been derived from EN 235 'Wall coverings in roll form — Vocabulary and symbols.'

Indian Standard

WALL COVERINGS IN ROLL FORM— VOCABULARY AND SYMBOLS

1 SCOPE

This standard defines terms of interest to the users of wall coverings that are supplied in roll form for hanging on walls and ceilings by means of an adhesive covering the whole the interface between wall covering and the support.

2 REFERENCE

The Indian Standard given below is a necessary adjunct to this standard:

<i>IS No.</i>	<i>Title</i>
15418 : 2003	Wall coverings in roll form, finished wall papers, wall vinyls and plastic wall coverings—Specification

3 DEFINITIONS

3.0 For the purpose of this standard, the following definitions shall apply.

3.1 Wall Covering—All forms of flexible webs supplied in strips in roll hanging onto walls or ceilings by means of an adhesive the whole of the interface between the wall covering support. Tapestries and other similar wall hangings are excluded.

3.2 Finished Wall Covering—Wall covering that is not intended to be decorated after hanging.

3.3 Wall Covering for Subsequent Decoration—Wall covering intended for decoration after hanging, for example, by the application of paint.

3.4 Wall Lining—Wall covering intended to serve as a preparatory layer on the support prior to the application of a finished wall covering or a wall covering for subsequent decoration.

3.5 Base Web—That part of a multi-layer wall covering intended to contact the support.

3.6 Support—Surface to which the wall covering is applied, for example, wall or ceiling. This is indicated by a thick solid line in appropriate symbols (*see* Table 1).

3.7 Means of Application

3.7.1 Method by which the wall covering is to be attached to the support during hanging that is the surface(s) to which a suitable adhesive has to be applied, or has already been applied and requires activation (*see* 5.3).

3.7.2 The appropriate symbols to indicate means of application are serials 5.1 to 5.3 of Table 1 where the means of application requires to be combined, the necessary symbols from Table 1 should be used together, separated by a (+) sign of equivalent size to the symbols.

3.8 Overlap and Double Cut

3.8.1 Method by which the edges of adjoining lengths of wall covering can be made to butt together. The adjoining edges of adjacent lengths of wall covering are overlapped on the support during application and both thicknesses are cut through in a continuous movement with a sharp knife. The joint is opened and surplus wall covering material removed before the adjoining edges are realigned.

3.8.2 The appropriate symbol to indicate advice to overlap and double cut is symbol 7.1 of Table 1.

4 GENERIC TYPES OF WALL COVERING

4.1 Wall Paper

Finished wall covering made of paper, the front face of which is decorated.

4.2 Wall Vinyl

4.2.1 Vinyl Wall Covering on Paper

Finished wall covering comprising a paper base web with a layer of material based on polyvinyl chloride or another polymer on its front surface. The front of the web or its vinyl coating is decorated. The coating is of such thickness and strength that it can be removed from its base web as a continuous self-supporting film.

4.2.2 Vinyl Wall Covering on Textile or Non-woven

Finished wall covering comprising a textile or non-woven type base web with a layer of material based on polyvinyl chloride or another polymer on its front surface. The front of the web or its vinyl coating is decorated. The coating is of such thickness and strength that, if it could be removed from its base web, it would form a continuous self-supporting film.

4.3 Plastics Wall Covering

Finished wall covering made entirely of plastics, the front face of which is decorated.

4.4 Heavy Duty Wall Covering

Finished wall covering claimed to have high mechanical resistance and cleanability.

4.5 Textile Wall Covering

Finished wall covering with a textile front face.

5 SUB-TYPE OF WALL COVERING

5.1 Coated Wall Paper

Wall paper with a thin transparent coating based on polyvinyl acetate or a similar plastics material applied over the top of the decoration; the coating having insufficient thickness to be removable as a continuous self-supporting film.

5.2 Relief Wall Covering

Wall covering with a pronounced three-dimensional design or structure (raised and/or depressed) on the surface formed mechanically by the application of pressure, with or without heat, or chemically in conjunction with a foaming process.

5.2.1 Relief Wall Covering—Mechanically Embossed

Finished relief wall covering on which the three-dimensional design or structure is mechanically formed by the application of pressure, with or without, heat.

5.2.1.1 Ink embossed wall covering

Finished relief wall covering which has been simultaneously printed and mechanically embossed.

5.2.1.2 In-register embossed wall covering

Finished relief wall covering which is mechanically embossed register to a print.

5.2.1.3 Duplex embossed wall covering

Mechanically embossed relief wall covering made from two webs which have been laminated with an adhesive at the mechanical embossing stage.

The appropriate symbol to indicate a duplex embossed wall covering is serial 7.2 of Table 1.

NOTE—The term duplex should not be confused with the same word sometimes used in the paper industry in connection with two-layer papers.

5.2.2 Relief Wall Covering—Chemically Expanded

5.2.2.1 Blown vinyl, printed

Finished relief wall covering where the three-dimensional design or structure is made by foaming a layer and/or deposit of polyvinyl chloride or other polymeric material.

5.2.2.2 Chemically embossed and/or textured wall covering

Finished relief wall covering where the three-dimensional design or structure is made by a chemical process of embossing a layer and/or deposit of polyvinyl chloride or other polymeric material.

5.3 Preasted Wall Covering, Ready Pasted Wall Covering

5.3.1 Wall covering that carries its own factory-applied adhesive that normally has to be activated by water at the time of hanging.

5.3.2 The appropriate symbol to indicate; that a wall covering is preasted is serial 5.3 of Table 1.

5.4 Flocked Wall Covering

Finished wall covering the surface of which has been decorated by cut textile fibres, bonded at one end to the surface by adhesive and standing more or less perpendicular to the surface.

5.5 Metal Foil Wall Covering

Finished wall covering in which a rolled film of metal is bonded to a base web to give a decorative effect.

5.6 Metallized Wall Covering

Finished wall covering in which a metallized plastic film is bonded to a base web to give a decorative effect.

5.7 Metallic Effect Wall Covering

Finished wall covering with a coated or printed surface that incorporates a metal powder or a powder giving a metallic effect in the coating or on the surface.

5.8 Ingrain Wall Covering

Wall covering consisting of paper structured by the incorporation of wood particles for use as a base for a finished wall covering or for use as a wall covering for subsequent decoration.

5.9 Mural

Finished wall covering with a pictorial motif which is non-repetitive. It may extend over more than one width.

5.10 Textured Wall Covering

Finished wall covering where materials like grass, cork or granulates of organic and inorganic material are fixed onto a base material.

6 CLEANABILITY TERMS

6.1 Spongeable Wall Covering

6.1.1 Wall covering from which the hanging adhesive may be wiped off the front face with a damp cloth or sponge at the time of hanging without causing visible damage provided it is done whilst the adhesive is still damp. No subsequent washability is claimed or implied.

6.1.2 A wall covering may be claimed to be spongeable if it satisfies the requirements of 5 of IS 15418, the appropriate symbol to accompany such a claim is serial 1.1 of Table 1.

6.2 Washable Wall Covering

6.2.1 Finished wall covering from which dirt and some domestic water based stains may be cleaned carefully from the front face with a damp cloth and soapy water. Oils, fats and solvent based stains are not expected to be removable.

6.2.2 A wall covering may be claimed to be washable if it satisfies the requirements of 6 of IS 15418, the appropriate symbol to accompany such a claim is serial 2.1 of Table 1.

6.3 Extra-Washable Wall Covering

6.3.1 Finished wall covering from which dirt and most domestic water based stains may be cleaned from the front face with a wet cloth and soapy water. Oils, fats and solvent based stains are not expected to be removable, but some greasy stains may be removed if action is taken immediately after contamination.

6.3.2 A wall covering may be claimed to be extra-washable if it satisfies the requirements of 6 of IS 15418, the appropriate symbol to accompany such a claim is serial 2.2 of Table 1.

6.4 Scrubbable Wall Covering

6.4.1 Finished wall covering of superior cleanability from which dirt and most domestic water based stains may be cleaned from the front face with a sponge or soft brush and a mild detergent or a mild abrasive. Oils, fats and certain solvent based stains may also be removed if tackled immediately after contamination.

6.4.2 A wall covering may be claimed to be scrubbable if it satisfies the requirements of 6 of IS 15418, the appropriate symbol to accompany such a claim is serial 2.3 of Table 1.

6.5 Extra-Scrubbable Wall Covering

Finished wall covering of superior cleanability from which dirt and all domestic water based stains may be cleaned from the front face by intensive treatment with sponge or a soft brush and a mild detergent or a mild abrasive. Oils, fats and certain solvent based stains may also be removed if tackled immediately after contamination.

7 MATCH AND PATTERN TERMS

7.1 Repeat

Longitudinal distance between recurrent pattern details face of a wall covering.

7.2 Side Join

Relationship between portions of the design pattern on adjacent lengths of a wall covering that have to be matched together when hung to create the overall pattern.

7.3 Free Match

7.3.1 A wall covering has free match when the pattern on the face is not intended to be matched in any specific longitudinal relationship between adjacent lengths, that is, it can be hung without specific regard to matching.

7.3.2 The appropriate symbol to indicate that a wall covering has free match is serial 4.1 of Table 1.

7.4 Straight Match

7.4.1 A wall covering has straight match when the pattern details are such that adjacent lengths are intended without any longitudinal displacement in order to give correct side join matching.

7.4.2 The appropriate symbol to indicate that a wall covering has straight match is serial 4.2 of Table 1 with the dimensions of the design repeat, in cm, added after it.

7.5 Offset Match

7.5.1 A wall covering has offset match when the pattern details are such that adjacent lengths are intended to be hung with longitudinal displacement in order to give the correct side join matching.

7.5.2 The appropriate symbol to indicate that a wall covering has offset match is serial 4.3 of Table 1 with the dimensions of the design repeat, in cm, and the distance offset, in cm, added after it.

7.6 Reverse Alternate Lengths

7.6.1 Method of hanging a wall covering whereby adjacent lengths are reversed.

7.6.2 The appropriate symbol to indicate that it is appropriate or necessary to reverse alternate lengths is serial 4.4 of Table 1.

7.7 Pattern Number

Code uniquely identifying a specific design, effect and colour.

7.8 Batch Number; Serial Code

Code, alongside the pattern number, identifying products consistently the same texture, shade, gloss and visual appearance.

7.9 Shading

Checking, by visual inspection, that all rolls of the wall covering are of the same shade before hanging to ensure that there are no unacceptable variations in appearance.

8 REMOVAL TERMS

8.1 Strippable Wall Covering

8.1.1 Wall covering that may be removed manually in a dry state, substantially in one piece, by pulling it away from the support on which it was hung.

8.1.2 The appropriate symbol to indicate that a wall covering is strippable is serial 6.1 of Table 1.

8.2 Peelable Wall Covering

8.2.1 Wall covering from which the decorative or protective surface may be removed manually from its base web in a dry state substantially in one piece. The base web remains on the support on which it was hung.

8.2.2 The appropriate symbol to indicate that a wall covering is peelable is serial 6.2 of Table 1.

8.3 Wet Removable Wall Covering

8.3.1 Wall covering that requires to be removed from the support on which it was hung by soaking it with water or a proprietary stripping agent or by steaming it and then scraping off the soaked material.

8.3.2 The appropriate symbol to indicate that a wall covering requires wet removal is serial 6.3 of Table 1.

9 COLOUR FASTNESS TO LIGHT TERMS

9.1 Colour Fastness to Light

Ability of a wall covering to maintain its original shade or colour under the effect of light.

9.2 Moderate Colour Fastness

9.2.1 Colour fastness to light of numerical rating 3 when this property is determined by the method given in Annex D of IS 15418.

9.2.2 The appropriate symbol to accompany a claim

of moderate colour fastness to light is serial 3.1 of Table 1.

9.3 Satisfactory Colour Fastness

9.3.1 Colour fastness to light of numerical rating 4 when this property is determined by the method given in Annex D of IS 15418.

9.3.2 The appropriate symbol to accompany a claim of satisfactory colour fastness to light is serial 3.2 of Table 1.

9.4 Good Colour Fastness

9.4.1 Colour fastness to light of numerical rating 5 when property is determined by the method given in Annex D of IS 15418.

9.4.2 The appropriate symbol to accompany a claim of good colour fastness to light is serial 3.3 of Table 1.

9.5 Very Good Colour Fastness

9.5.1 Colour fastness to light of numerical rating 6 when this property is determined by the method given in Annex D of IS 15418.

9.5.2 The appropriate symbol to accompany a claim of very good colour fastness to light is serial 3.4 of Table 1.

9.6 Excellent Colour Fastness

9.6.1 Colour fastness to light of numerical rating 7 when this property is determined by the method given in Annex D of IS 15418.

9.6.2 The appropriate symbol to accompany a claim of colour fastness to light is serial 3.5 of Table 1.

Table 1 Symbols for Marking Purposes

(Clauses 3.6, 3.7.2, 3.8.2, 5.2.1.3, 5.3.2, 6.1.2, 6.2.2, 6.3.2, 6.4.2, 7.3.2, 7.4.2, 7.5.2, 7.6.2, 8.1.2, 8.2.2, 8.3.2, 9.2.2, 9.3.2, 9.4.2, 9.5.2 and 9.6.2)














Category and SI No.	Description	Symbols	Designation Character
1 Spongeability			
1.1	Spongeability at time of hanging		A
2 Washability			
2.1	Washable		B
2.2	Extra-washable		C
2.3	Scrubbable		D
2.4	Extra-scrubbable		E
3 Colour fastness to light			
3.1	Moderate		3
3.2	Satisfactory		4
3.3	Good		5
3.4	Very good		6
3.5	Excellent		7

Table 1 (Continued)

Category and SI No.	Description	Symbols	Designation Character	
4 Pattern Matching				
4.1	Free match			
4.2	Straight match	(with, added, the dimensions of design repeat in cm e.g. 50)		
4.3	Offset match	(with, added, the dimensions of design repeat and distance offset in cm e.g. 50/25)		
4.4	Reverse alternative lengths			
5 Means of Application¹⁾				
5.1	Adhesive to be applied to the wall covering		G	J
5.2	Adhesive to be applied to the support to be decorated		H	
5.3	Prepasted (Ready pasted)		K	
6 Method of Removal				
6.1	Strippable		1	
6.2	Peelable		2	
6.3	Wet removable		3	

¹⁾ Where symbols in this category require to be used in combination, for example, 5.1 and 5.2, the necessary symbols shall be given as shown, separated by a + sign of equivalent size to these symbols.

Table 1 (Concluded)

Category and SI No.	Description	Symbols	Designation Character
7	Miscellaneous		
7.1	Overlap and double cut		
7.2	Duplex embossed		
7.3	Impact resistant		

Bureau of Indian Standards

BIS is a statutory institution established under the *Bureau of Indian Standards Act, 1986* to promote harmonious development of the activities of standardization, marking and quality certification of goods and attending to connected matters in the country.

Copyright

BIS has the copyright of all its publications. No part of these publications may be reproduced in any form without the prior permission in writing of BIS. This does not preclude the free use, in the course of implementing the standard, of necessary details, such as symbols and sizes, type or grade designations. Enquiries relating to copyright be addressed to the Director (Publication), BIS.

Review of Indian Standards

Amendments are issued to standards as the need arises on the basis of comments. Standards are also reviewed periodically; a standard along with amendments is reaffirmed when such review indicates that no changes are needed; if the review indicates that changes are needed, it is taken up for revision. Users of Indian Standards should ascertain that they are in possession of the latest amendments or edition by referring to the latest issue of 'BIS Catalogue' and 'Standards: Monthly Additions'.

This Indian Standard has been developed from Doc: No. CED 5 (5288).

Amendments Issued Since Publication

Amend No.	Date of Issue	Text Affected

BUREAU OF INDIAN STANDARDS

Headquarters:

Manak Bhavan, 9 Bahadur Shah Zafar Marg, New Delhi 110002
Telephones: 2323 0131, 2323 3375, 2323 9402

Telegrams: Manaksanstha
(Common to all offices)

Regional Offices:

Central : Manak Bhavan, 9 Bahadur Shah Zafar Marg
NEW DELHI 110002

Telephone
{ 2323 7617
{ 2323 3841

Eastern : 1/14 C.I.T. Scheme VII M, V.I.P. Road, Kankurgachi
KOLKATA 700054

{ 2337 8499, 2337 8561
{ 2337 8626, 2337 9120

Northern : SCO 335-336, Sector 34-A, CHANDIGARH 160022

{ 60 3843
{ 60 9285

Southern : C.I.T. Campus, IV Cross Road, CHENNAI 600113

{ 2254 1216, 2254 1442
{ 2254 2519, 2254 2315

Western : Manakalaya, E9 MIDC, Marol, Andheri (East)
MUMBAI 400093

{ 2832 9295, 2832 7858
{ 2832 7891, 2832 7892

Branches : AHMEDABAD. BANGALORE. BHOPAL. BHUBANESHWAR. COIMBATORE. FARIDABAD.
GHAZIABAD. GUWAHATI. HYDERABAD. JAIPUR. KANPUR. LUCKNOW. NAGPUR.
NALAGARH. PATNA. PUNE. RAJKOT. THIRUVANANTHAPURAM. VISAKHAPATNAM.